

PharmLabs San Diego Certificate of Analysis

3421 Hancock St, Second Floor, San Diego, CA 92110 | License: C8-0000098-LIC
 ISO/IEC 17025:2017 Certification L17-427-1 | Accreditation #85368



Sample **Shroomz - Fruity Pebbles**

Sample ID	SD230303-006 (67288)	Matrix	Edible (Other Cannabis Good)
Tested for	Prophet Premium Blends	Received	Mar 02, 2023
Sampled	-	Reported	Mar 08, 2023
Analyses executed	FP-NI	Unit Mass (g)	45.624

CAN+ - Cannabinoids Analysis

Analyzed Mar 03, 2023 | Instrument HPLC-VWD | Method SOP-001
 Measurement Uncertainty at 95% confidence 7.806%

Analyte	LOD mg/g	LOQ mg/g	Result %	Result mg/g	Result mg/Unit
Cannabidiol (CBD)	0.039	0.16	ND	ND	ND
Cannabidiol Acid (CBDA)	0.001	0.16	ND	ND	ND
Cannabigerol Acid (CBGA)	0.001	0.16	ND	ND	ND
Cannabigerol (CBG)	0.001	0.16	ND	ND	ND
Cannabidiol (CBD)	0.001	0.16	ND	ND	ND
Tetrahydrocannabinol (THCV)	0.001	0.16	ND	ND	ND
Cannabinol (CBN)	0.001	0.16	ND	ND	ND
Tetrahydrocannabinol (Δ9-THC)	0.003	0.16	ND	ND	ND
Δ8-tetrahydrocannabinol (Δ8-THC)	0.004	0.16	ND	ND	ND
Cannabicyclol (CBL)	0.002	0.16	ND	ND	ND
Cannabichromene (CBC)	0.002	0.16	ND	ND	ND
Tetrahydrocannabinolic Acid (THCA)	0.001	0.16	ND	ND	ND
Total THC (THCa + Δ9THC)			ND	ND	ND
Total THC + Δ8THC (THCa + 0.877 + Δ9THC + Δ8THC)			ND	ND	ND
Total CBD (CBDA + 0.877 + CBD)			ND	ND	ND
Total CBG (CBGA + 0.877 + CBG)			ND	ND	ND
Total Cannabinoids			ND	ND	ND

HME - Heavy Metals Detection Analysis

Analyzed Mar 03, 2023 | Instrument ICP/MSMS | Method SOP-005

Analyte	LOD ug/g	LOQ ug/g	Result ug/g	Limit ug/g	Analyte	LOD ug/g	LOQ ug/g	Result ug/g	Limit ug/g
Arsenic (As)	0.0002	0.0005	0.00	1.5	Cadmium (Cd)	3.0e-05	0.0005	0.00	0.5
Mercury (Hg)	1.0e-05	0.0001	ND	3	Lead (Pb)	1.0e-05	0.00125	0.02	0.5

MIBNIG - Microbial Testing Analysis

Analyzed Mar 07, 2023 | Instrument Plating | Method SOP-007

Analyte	Result CFU/g	Limit	Analyte	Result CFU/g	Limit
Shiga toxin-producing Escherichia Coli	ND	ND per 1 gram	Salmonella spp.	ND	ND per 1 gram

MTO - Mycotoxin Testing Analysis

Analyzed Mar 08, 2023 | Instrument LC/MSMS | Method SOP-004

Analyte	LOD ug/kg	LOQ ug/kg	Result ug/kg (ppb)	Limit ug/kg	Analyte	LOD ug/kg	LOQ ug/kg	Result ug/kg (ppb)	Limit ug/kg
Ochratoxin A	5.0	20.0	ND	20	Aflatoxin B1	2.5	5.0	ND	-
Aflatoxin B2	2.5	5.0	ND	-	Aflatoxin G1	2.5	5.0	ND	-
Aflatoxin G2	2.5	5.0	ND	-	Total Aflatoxins	10.0	20.0	ND	20

UI Not Identified
 ND Not Detected
 N/A Not Applicable
 NT Not Reported
 LOD Limit of Detection
 LOQ Limit of Quantification
 <LOQ Detected
 >ULOL Above upper limit of linearity
 CFU/g Colony Forming Units per 1 gram
 TNTC Too Numerous to Count



Scan the QR code to verify authenticity.

Authorized Signature

Brandon Starr

Brandon Starr, Lab Manager
 Wed, 08 Mar 2023 13:06:58 -0800

PharmLabs San Diego | 3421 Hancock St, Second Floor, San Diego, CA 92110 | 619.356.0898 | ISO/IEC 17025:2017 Certification L17-427-1

*This report shall not be reproduced except in full, without the written approval of the lab. This report is for informational purposes only and should not be used to diagnose, treat or prevent any disease. Results are only for samples and batches indicated. Results are reported on an "as received" basis, unless indicated otherwise. When a Pass/Fail status is reported, that status is intended to be in accordance with federal, state and local laws which are required for the customer to be in compliance. The measurement of uncertainty is not included in the Pass/Fail evaluation unless explicitly required by federal, state or local laws and has been reported on the certificate of analysis. Measurement of uncertainty is available upon request.



PES - Pesticides Screening Analysis

Analyzed Mar 08, 2023 | Instrument LC/MSMS GC/MSMS | Method SOP-003

Analyte	LOD ug/g	LOQ ug/g	Result ug/g	Limit ug/g	Analyte	LOD ug/g	LOQ ug/g	Result ug/g	Limit ug/g
Aldicarb	0.0078	0.02	ND	0.0078	Carbofuran	0.01	0.02	ND	0.01
Dimethoate	0.01	0.02	ND	0.01	Etofenprox	0.02	0.1	ND	0.02
Fenoxycarb	0.01	0.02	ND	0.01	Thiachloprid	0.01	0.02	ND	0.01
Daminozide	0.01	0.03	ND	0.01	Dichlorvos	0.02	0.07	ND	0.02
Imazail	0.02	0.07	ND	0.02	Methiocarb	0.01	0.02	ND	0.01
Spiroxamine	0.01	0.02	ND	0.01	Coumaphos	0.01	0.02	ND	0.01
Fipronil	0.01	0.1	ND	0.01	Paclbutrazol	0.01	0.03	ND	0.01
Chlorpyrifos	0.01	0.04	ND	0.01	Ethoprophos (Prophos)	0.01	0.02	ND	0.01
Baygon (Propoxur)	0.01	0.02	ND	0.01	Chlordane	0.04	0.1	ND	0.04
Chlorfenapyr	0.03	0.1	ND	0.03	Methyl Parathion	0.02	0.1	ND	0.02
Mevinphos	0.05	0.08	ND	0.03	Abamectin	0.03	0.08	ND	0.3
Acephate	0.02	0.05	ND	5	Acetamidprid	0.01	0.05	ND	5
Azoxystrobin	0.01	0.02	ND	40	Bifenazate	0.01	0.05	ND	5
Bifenthrin	0.02	0.35	ND	0.5	Boscalid	0.01	0.03	ND	10
Carbaryl	0.01	0.02	ND	0.5	Chlorantraniliprole	0.01	0.04	ND	40
Clofentezine	0.01	0.03	ND	0.5	Diazinon	0.01	0.02	ND	0.2
Dimethomorph	0.02	0.06	ND	20	Etoxazole	0.01	0.05	ND	1.5
Fenpyroximate	0.02	0.1	ND	2	Fonicamid	0.01	0.02	ND	2
Fludioxonil	0.01	0.05	ND	30	Hexythiazox	0.01	0.03	ND	2
Imidacloprid	0.01	0.05	ND	3	Kresoxim-methyl	0.01	0.03	ND	1
Malathion	0.01	0.05	ND	5	Metalaxyl	0.01	0.02	ND	15
Methomyl	0.02	0.05	ND	0.1	Myclobutanil	0.02	0.07	ND	9
Naled	0.01	0.02	ND	0.5	Oxamyl	0.01	0.02	ND	0.2
Permethrin	0.01	0.02	ND	20	Phosmet	0.01	0.02	ND	0.2
Piperonyl Butoxide	0.02	0.06	ND	8	Propiconazole	0.03	0.08	ND	20
Prallethrin	0.02	0.05	ND	0.4	Pyrethrin	0.05	0.41	ND	1
Pyridaben	0.02	0.07	ND	3	Spinosad A	0.01	0.05	ND	3
Spinosad D	0.01	0.05	ND	3	Spiromesifen	0.02	0.06	ND	12
Spirotetramat	0.01	0.02	ND	13	Tebuconazole	0.01	0.02	ND	2
Thiamethoxam	0.01	0.02	ND	4.5	Trifloxystrobin	0.01	0.02	ND	30
Acequinocyl	0.02	0.09	ND	4	Captan	0.01	0.02	ND	5
Cypermethrin	0.02	0.1	ND	1	Cyfluthrin	0.04	0.1	ND	1
Fenhexamid	0.02	0.07	ND	10	Spinetoram J.L	0.02	0.07	ND	3
Pentachloronitrobenzene	0.01	0.1	ND	0.2					

RES - Residual Solvents Testing Analysis

Analyzed Mar 07, 2023 | Instrument GC/FID with Headspace Analyzer | Method SOP-006

Analyte	LOD ug/g	LOQ ug/g	Result ug/g	Limit ug/g	Analyte	LOD ug/g	LOQ ug/g	Result ug/g	Limit ug/g
Propane (Prop)	0.4	40.0	ND	5000.0	Butane (But)	0.4	40.0	ND	5000.0
Methanol (Metha)	0.4	40.0	ND	3000.0	Ethylene Oxide (EthOx)	0.4	0.8	ND	1.0
Pentane (Pen)	0.4	40.0	ND	5000.0	Ethanol (EthAn)	0.4	40.0	ND	5000.0
Ethyl Ether (EthEt)	0.4	40.0	ND	5000.0	Acetone (Acet)	0.4	40.0	ND	5000.0
Isopropanol (2-Pro)	0.4	40.0	ND	5000.0	Acetonitrile (Acetonit)	0.4	40.0	ND	410.0
Methylene Chloride (MetCh)	0.4	0.8	ND	1.0	Hexane (Hex)	0.4	40.0	ND	290.0
Ethyl Acetate (EthAc)	0.4	40.0	ND	5000.0	Chloroform (Clo)	0.4	0.8	ND	1.0
Benzene (Ben)	0.4	0.8	ND	1.0	1,2-Dichloroethane (1,2-Dich)	0.4	0.8	ND	1.0
Heptane (Hep)	0.4	40.0	ND	5000.0	Trichloroethylene (TriClEtH)	0.4	0.8	ND	1.0
Toluene (Toluene)	0.4	40.0	ND	890.0	Xylenes (Xyl)	0.4	40.0	ND	2170.0

FVI - Filth & Foreign Material Inspection Analysis

Analyzed Mar 03, 2023 | Instrument Microscope | Method SOP-010

Analyte / Limit	Result	Analyte / Limit	Result
> 1/4 of the total sample area covered by sand, soil, cinders, or dirt	ND	> 1/4 of the total sample area covered by mold	ND
> 1 insect fragment, 1 hair, or 1 count mammalian excreta per 3g	ND	> 1/4 of the total sample area covered by an imbedded foreign material	ND

MWA - Moisture Content & Water Activity Analysis

Analyzed Mar 03, 2023 | Instrument Chilled-mirror Dewpoint and Capacitance | Method SOP-008

Analyte	Result	Limit	Analyte	Result	Limit
Moisture (Moi)	5.2 % Mw	13 % Mw	Water Activity (WA)	0.37 a _w	0.85 a _w

UI Not Identified
 ND Not Detected
 N/A Not Applicable
 NT Not Reported
 LOD Limit of Detection
 LOQ Limit of Quantification
 <LOQ Detected
 >ULOL Above upper limit of linearity
 CFU/g Colony Forming Units per 1 gram
 TNTC Too Numerous to Count



Scan the QR code to verify authenticity.

Authorized Signature

Brandon Starr

Brandon Starr, Lab Manager
 Wed, 08 Mar 2023 13:06:58 -0800

PharmLabs San Diego | 3421 Hancock St, Second Floor, San Diego, CA 92110 | 619.356.0898 | ISO/IEC 17025:2017 Certification L17-427-1

*This report shall not be reproduced except in full, without the written approval of the lab. This report is for informational purposes only and should not be used to diagnose, treat or prevent any disease. Results are only for samples and batches indicated. Results are reported on an "as received" basis, unless indicated otherwise. When a Pass/Fail status is reported, that status is intended to be in accordance with federal, state and local laws which are required for the customer to be in compliance. The measurement of uncertainty is not included in the Pass/Fail evaluation unless explicitly required by federal, state or local laws and has been reported on the certificate of analysis. Measurement of uncertainty is available upon request.



PharmLabs San Diego Certificate of Analysis

3421 Hancock St, Second Floor, San Diego, CA 92110 | License: C8-0000098-LIC
 ISO/IEC 17025:2017 Certification L17-427-1 | Accreditation #85368



Sample **Shroomz - Dark Chocolate**

Sample ID	SD230303-005 (67287)	Matrix	Edible (Other Cannabis Good)
Tested for	Prophet Premium Blends	Received	Mar 02, 2023
Sampled	-	Reported	Mar 08, 2023
Analyses executed	FP-NI	Unit Mass (g)	46.084

CAN+ - Cannabinoids Analysis

Analyzed Mar 03, 2023 | Instrument HPLC-VWD | Method SOP-001
 Measurement Uncertainty at 95% confidence 7.806%

Analyte	LOD mg/g	LOQ mg/g	Result %	Result mg/g	Result mg/Unit
Cannabidiol (CBD)	0.039	0.16	ND	ND	ND
Cannabidiolic Acid (CBDA)	0.001	0.16	ND	ND	ND
Cannabigerol Acid (CBGA)	0.001	0.16	ND	ND	ND
Cannabigerol (CBG)	0.001	0.16	ND	ND	ND
Cannabidiol (CBD)	0.001	0.16	ND	ND	ND
Tetrahydrocannabinol (THC)	0.001	0.16	ND	ND	ND
Cannabinol (CBN)	0.001	0.16	ND	ND	ND
Tetrahydrocannabinol (Δ9-THC)	0.003	0.16	ND	ND	ND
Δ8-tetrahydrocannabinol (Δ8-THC)	0.004	0.16	ND	ND	ND
Cannabicyclol (CBL)	0.002	0.16	ND	ND	ND
Cannabichromene (CBC)	0.002	0.16	ND	ND	ND
Tetrahydrocannabinolic Acid (THCA)	0.001	0.16	ND	ND	ND
Total THC (THCa + Δ9THC)			ND	ND	ND
Total THC + Δ8THC (THCa + 0.877 + Δ9THC + Δ8THC)			ND	ND	ND
Total CBD (CBDA + 0.877 + CBD)			ND	ND	ND
Total CBG (CBGA + 0.877 + CBG)			ND	ND	ND
Total Cannabinoids			ND	ND	ND

HME - Heavy Metals Detection Analysis

Analyzed Mar 03, 2023 | Instrument ICP/MSMS | Method SOP-005

Analyte	LOD ug/g	LOQ ug/g	Result ug/g	Limit ug/g	Analyte	LOD ug/g	LOQ ug/g	Result ug/g	Limit ug/g
Arsenic (As)	0.0002	0.0005	0.01	1.5	Cadmium (Cd)	3.0e-05	0.0005	0.04	0.5
Mercury (Hg)	1.0e-05	0.0001	0.00	3	Lead (Pb)	1.0e-05	0.00125	0.04	0.5

MIBNIG - Microbial Testing Analysis

Analyzed Mar 07, 2023 | Instrument Plating | Method SOP-007

Analyte	Result CFU/g	Limit	Analyte	Result CFU/g	Limit
Shiga toxin-producing Escherichia Coli	ND	ND per 1 gram	Salmonella spp.	ND	ND per 1 gram

MTO - Mycotoxin Testing Analysis

Analyzed Mar 08, 2023 | Instrument LC/MSMS | Method SOP-004

Analyte	LOD ug/kg	LOQ ug/kg	Result ug/kg (ppb)	Limit ug/kg	Analyte	LOD ug/kg	LOQ ug/kg	Result ug/kg (ppb)	Limit ug/kg
Ochratoxin A	5.0	20.0	ND	20	Aflatoxin B1	2.5	5.0	ND	-
Aflatoxin B2	2.5	5.0	ND	-	Aflatoxin G1	2.5	5.0	ND	-
Aflatoxin G2	2.5	5.0	ND	-	Total Aflatoxins	10.0	20.0	ND	20

UI Not Identified
 ND Not Detected
 N/A Not Applicable
 NT Not Reported
 LOD Limit of Detection
 LOQ Limit of Quantification
 <LOQ Detected
 >ULOL Above upper limit of linearity
 CFU/g Colony Forming Units per 1 gram
 TNTC Too Numerous to Count



Scan the QR code to verify authenticity.

Authorized Signature

Brandon Starr

Brandon Starr, Lab Manager
 Wed, 08 Mar 2023 13:07:01 -0800

PharmLabs San Diego | 3421 Hancock St, Second Floor, San Diego, CA 92110 | 619.356.0898 | ISO/IEC 17025:2017 Certification L17-427-1



*This report shall not be reproduced except in full, without the written approval of the lab. This report is for informational purposes only and should not be used to diagnose, treat or prevent any disease. Results are only for samples and batches indicated. Results are reported on an "as received" basis, unless indicated otherwise. When a Pass/Fail status is reported, that status is intended to be in accordance with federal, state and local laws which are required for the customer to be in compliance. The measurement of uncertainty is not included in the Pass/Fail evaluation unless explicitly required by federal, state or local laws and has been reported on the certificate of analysis. Measurement of uncertainty is available upon request.

PES - Pesticides Screening Analysis

Analyzed Mar 08, 2023 | Instrument LC/MSMS GC/MSMS | Method SOP-003

Analyte	LOD ug/g	LOQ ug/g	Result ug/g	Limit ug/g	Analyte	LOD ug/g	LOQ ug/g	Result ug/g	Limit ug/g
Aldicarb	0.0078	0.02	ND	0.0078	Carbofuran	0.01	0.02	ND	0.01
Dimethoate	0.01	0.02	ND	0.01	Etofenprox	0.02	0.1	ND	0.02
Fenoxycarb	0.01	0.02	ND	0.01	Thiachloprid	0.01	0.02	ND	0.01
Daminozide	0.01	0.03	ND	0.01	Dichlorvos	0.02	0.07	ND	0.02
Imazail	0.02	0.07	ND	0.02	Methiocarb	0.01	0.02	ND	0.01
Spiroxamine	0.01	0.02	ND	0.01	Coumaphos	0.01	0.02	ND	0.01
Fipronil	0.01	0.1	ND	0.01	Paclbutrazol	0.01	0.03	ND	0.01
Chlorpyrifos	0.01	0.04	ND	0.01	Ethoprophos (Prophos)	0.01	0.02	ND	0.01
Baygon (Propoxur)	0.01	0.02	ND	0.01	Chlordane	0.04	0.1	ND	0.04
Chlorfenapyr	0.03	0.1	ND	0.03	Methyl Parathion	0.02	0.1	ND	0.02
Mevinphos	0.05	0.08	ND	0.03	Abamectin	0.03	0.08	ND	0.3
Acephate	0.02	0.05	ND	5	Acetamidprid	0.01	0.05	ND	5
Azoxystrobin	0.01	0.02	ND	40	Bifenazate	0.01	0.05	ND	5
Bifenthrin	0.02	0.35	ND	0.5	Boscalid	0.01	0.03	ND	10
Carbaryl	0.01	0.02	ND	0.5	Chlorantraniliprole	0.01	0.04	ND	40
Clofentezine	0.01	0.03	ND	0.5	Diazinon	0.01	0.02	ND	0.2
Dimethomorph	0.02	0.06	ND	20	Etoxazole	0.01	0.05	ND	1.5
Fenpyroximate	0.02	0.1	ND	2	Fonicamid	0.01	0.02	ND	2
Fludioxonil	0.01	0.05	ND	30	Hexythiazox	0.01	0.03	ND	2
Imidacloprid	0.01	0.05	ND	3	Kresoxim-methyl	0.01	0.03	ND	1
Malathion	0.01	0.05	ND	5	Metalaxyl	0.01	0.02	ND	15
Methomyl	0.02	0.05	ND	0.1	Myclobutanil	0.02	0.07	ND	9
Naled	0.01	0.02	ND	0.5	Oxamyl	0.01	0.02	ND	0.2
Permethrin	0.01	0.02	ND	20	Phosmet	0.01	0.02	ND	0.2
Piperonyl Butoxide	0.02	0.06	ND	8	Propiconazole	0.03	0.08	ND	20
Prallethrin	0.02	0.05	ND	0.4	Pyrethrin	0.05	0.41	ND	1
Pyridaben	0.02	0.07	ND	3	Spinosad A	0.01	0.05	ND	3
Spinosad D	0.01	0.05	ND	3	Spiromesifen	0.02	0.06	ND	12
Spirotetramat	0.01	0.02	ND	13	Tebuconazole	0.01	0.02	ND	2
Thiamethoxam	0.01	0.02	ND	4.5	Trifloxystrobin	0.01	0.02	ND	30
Acequinocyl	0.02	0.09	ND	4	Captan	0.01	0.02	ND	5
Cypermethrin	0.02	0.1	ND	1	Cyfluthrin	0.04	0.1	ND	1
Fenhexamid	0.02	0.07	ND	10	Spinetoram J.L	0.02	0.07	ND	3
Pentachloronitrobenzene	0.01	0.1	ND	0.2					

RES - Residual Solvents Testing Analysis

Analyzed Mar 07, 2023 | Instrument GC/FID with Headspace Analyzer | Method SOP-006

Analyte	LOD ug/g	LOQ ug/g	Result ug/g	Limit ug/g	Analyte	LOD ug/g	LOQ ug/g	Result ug/g	Limit ug/g
Propane (Prop)	0.4	40.0	ND	5000.0	Butane (But)	0.4	40.0	ND	5000.0
Methanol (Metha)	0.4	40.0	ND	3000.0	Ethylene Oxide (EthOx)	0.4	0.8	ND	1.0
Pentane (Pen)	0.4	40.0	ND	5000.0	Ethanol (Ethanol)	0.4	40.0	ND	5000.0
Ethyl Ether (EthEt)	0.4	40.0	ND	5000.0	Acetone (Acet)	0.4	40.0	ND	5000.0
Isopropanol (2-Pro)	0.4	40.0	ND	5000.0	Acetonitrile (Acetonit)	0.4	40.0	ND	410.0
Methylene Chloride (MetCh)	0.4	0.8	ND	1.0	Hexane (Hex)	0.4	40.0	ND	290.0
Ethyl Acetate (EthAc)	0.4	40.0	ND	5000.0	Chloroform (Clo)	0.4	0.8	ND	1.0
Benzene (Ben)	0.4	0.8	ND	1.0	1,2-Dichloroethane (1,2-Dich)	0.4	0.8	ND	1.0
Heptane (Hep)	0.4	40.0	ND	5000.0	Trichloroethylene (TriClEtH)	0.4	0.8	ND	1.0
Toluene (Toluene)	0.4	40.0	ND	890.0	Xylenes (Xyl)	0.4	40.0	ND	2170.0

FVI - Filth & Foreign Material Inspection Analysis

Analyzed Mar 03, 2023 | Instrument Microscope | Method SOP-010


Analyte / Limit	Result	Analyte / Limit	Result
> 1/4 of the total sample area covered by sand, soil, cinders, or dirt	ND	> 1/4 of the total sample area covered by mold	ND
> 1 insect fragment, 1 hair, or 1 count mammalian excreta per 3g	ND	> 1/4 of the total sample area covered by an imbedded foreign material	ND

MWA - Moisture Content & Water Activity Analysis

Analyzed Mar 03, 2023 | Instrument Chilled-mirror Dewpoint and Capacitance | Method SOP-008

Analyte	Result	Limit	Analyte	Result	Limit
Moisture (Moi)	5.4 % Mw	13 % Mw	Water Activity (WA)	0.39 a _w	0.85 a _w

UI Not Identified
 ND Not Detected
 N/A Not Applicable
 NT Not Reported
 LOD Limit of Detection
 LOQ Limit of Quantification
 <LOQ Detected
 >ULOL Above upper limit of linearity
 CFU/g Colony Forming Units per 1 gram
 TNTC Too Numerous to Count



Scan the QR code to verify authenticity.

Authorized Signature

Brandon Starr

Brandon Starr, Lab Manager
 Wed, 08 Mar 2023 13:07:01 -0800

PharmLabs San Diego | 3421 Hancock St, Second Floor, San Diego, CA 92110 | 619.356.0898 | ISO/IEC 17025:2017 Certification L17-427-1



*This report shall not be reproduced except in full, without the written approval of the lab. This report is for informational purposes only and should not be used to diagnose, treat or prevent any disease. Results are only for samples and batches indicated. Results are reported on an "as received" basis, unless indicated otherwise. When a Pass/Fail status is reported, that status is intended to be in accordance with federal, state and local laws which are required for the customer to be in compliance. The measurement of uncertainty is not included in the Pass/Fail evaluation unless explicitly required by federal, state or local laws and has been reported on the certificate of analysis. Measurement of uncertainty is available upon request.

PharmLabs San Diego Certificate of Analysis

3421 Hancock St, Second Floor, San Diego, CA 92110 | License: C8-000098-LIC
 ISO/IEC 17025:2017 Certification L17-427-1 | Accreditation #85368



Sample **Shroomz - Cookies & Cream**

Sample ID	SD230307-071 (67412)	Matrix	Edible (Other Cannabis Good)
Tested for	Prophet Premium Blends	Received	Mar 06, 2023
Sampled	-	Reported	Mar 09, 2023
Analyses executed	FP-NI		

CAN+ - Cannabinoids Analysis

Analyzed Mar 09, 2023 | Instrument HPLC-VWD | Method SOP-001
 Measurement Uncertainty at 95% confidence 7.806%

Analyte	LOD mg/g	LOQ mg/g	Result %	Result mg/g
Cannabidiol (CBD)	0.039	0.16	ND	ND
Cannabidiol Acid (CBDA)	0.001	0.16	ND	ND
Cannabigerol Acid (CBGA)	0.001	0.16	ND	ND
Cannabigerol (CBG)	0.001	0.16	ND	ND
Cannabidiol (CBD)	0.001	0.16	ND	ND
Tetrahydrocannabinol (THCV)	0.001	0.16	ND	ND
Cannabinol (CBN)	0.001	0.16	ND	ND
Tetrahydrocannabinol (Δ9-THC)	0.003	0.16	ND	ND
Δ8-tetrahydrocannabinol (Δ8-THC)	0.004	0.16	ND	ND
Cannabicyclol (CBL)	0.002	0.16	ND	ND
Cannabichromene (CBC)	0.002	0.16	ND	ND
Tetrahydrocannabinolic Acid (THCA)	0.001	0.16	ND	ND
Total THC (THCa + Δ9THC)			ND	ND
Total THC + Δ8THC (THCa + Δ9THC + Δ8THC)			ND	ND
Total CBD (CBDA + CBD)			ND	ND
Total CBG (CBGA + CBG)			ND	ND
Total Cannabinoids			ND	ND

Sample photography



HME - Heavy Metals Detection Analysis

Analyzed Mar 08, 2023 | Instrument ICP/MSMS | Method SOP-005

Analyte	LOD ug/g	LOQ ug/g	Result ug/g	Limit ug/g	Analyte	LOD ug/g	LOQ ug/g	Result ug/g	Limit ug/g
Arsenic (As)	0.0002	0.0005	ND	1.5	Cadmium (Cd)	3.0e-05	0.0005	0.00	0.5
Mercury (Hg)	1.0e-05	0.0001	ND	3	Lead (Pb)	1.0e-05	0.00125	0.02	0.5

MIBNIG - Microbial Testing Analysis

Analyzed Mar 08, 2023 | Instrument Plating | Method SOP-007

Analyte	Result CFU/g	Limit	Analyte	Result CFU/g	Limit
Shiga toxin-producing Escherichia Coli	ND	ND per 1 gram	Salmonella spp.	ND	ND per 1 gram

MTO - Mycotoxin Testing Analysis

Analyzed Mar 08, 2023 | Instrument LC/MSMS | Method SOP-004

Analyte	LOD ug/kg	LOQ ug/kg	Result ug/kg (ppb)	Limit ug/kg	Analyte	LOD ug/kg	LOQ ug/kg	Result ug/kg (ppb)	Limit ug/kg
Ochratoxin A	5.0	20.0	ND	20	Aflatoxin B1	2.5	5.0	ND	-
Aflatoxin B2	2.5	5.0	ND	-	Aflatoxin G1	2.5	5.0	ND	-
Aflatoxin G2	2.5	5.0	ND	-	Total Aflatoxins	10.0	20.0	ND	20

UI Not Identified
 ND Not Detected
 N/A Not Applicable
 NT Not Reported
 LOD Limit of Detection
 LOQ Limit of Quantification
 <LOQ Detected
 >ULOL Above upper limit of linearity
 CFU/g Colony Forming Units per 1 gram
 TNTC Too Numerous to Count



Scan the QR code to verify authenticity.

Authorized Signature

Brandon Starr

Brandon Starr, Lab Manager
 Thu, 09 Mar 2023 15:07:41 -0800

PharmLabs San Diego | 3421 Hancock St, Second Floor, San Diego, CA 92110 | 619.356.0898 | ISO/IEC 17025:2017 Certification L17-427-1

*This report shall not be reproduced except in full, without the written approval of the lab. This report is for informational purposes only and should not be used to diagnose, treat or prevent any disease. Results are only for samples and batches indicated. Results are reported on an "as received" basis, unless indicated otherwise. When a Pass/Fail status is reported, that status is intended to be in accordance with federal, state and local laws which are required for the customer to be in compliance. The measurement of uncertainty is not included in the Pass/Fail evaluation unless explicitly required by federal, state or local laws and has been reported on the certificate of analysis. Measurement of uncertainty is available upon request.



PES - Pesticides Screening Analysis

Analyzed Mar 08, 2023 | Instrument LC/MSMS GC/MSMS | Method SOP-003

Analyte	LOD ug/g	LOQ ug/g	Result ug/g	Limit ug/g	Analyte	LOD ug/g	LOQ ug/g	Result ug/g	Limit ug/g
Aldicarb	0.0078	0.02	ND	0.0078	Carbofuran	0.01	0.02	ND	0.01
Dimethoate	0.01	0.02	ND	0.01	Etofenprox	0.02	0.1	ND	0.02
Fenoxycarb	0.01	0.02	ND	0.01	Thiachloprid	0.01	0.02	ND	0.01
Daminozide	0.01	0.03	ND	0.01	Dichlorvos	0.02	0.07	ND	0.02
Imazail	0.02	0.07	ND	0.02	Methiocarb	0.01	0.02	ND	0.01
Spiroxamine	0.01	0.02	ND	0.01	Coumaphos	0.01	0.02	ND	0.01
Fipronil	0.01	0.1	ND	0.01	Paclbutrazol	0.01	0.03	ND	0.01
Chlorpyrifos	0.01	0.04	ND	0.01	Ethoprophos (Prophos)	0.01	0.02	ND	0.01
Baygon (Propoxur)	0.01	0.02	ND	0.01	Chlordane	0.04	0.1	ND	0.04
Chlorfenapyr	0.03	0.1	ND	0.03	Methyl Parathion	0.02	0.1	ND	0.02
Mevinphos	0.05	0.08	ND	0.03	Abamectin	0.03	0.08	ND	0.3
Acephate	0.02	0.05	ND	5	Acetamidprid	0.01	0.05	ND	5
Azoxystrobin	0.01	0.02	ND	40	Bifenazate	0.01	0.05	ND	5
Bifenthrin	0.02	0.35	ND	0.5	Boscalid	0.01	0.03	ND	10
Carbaryl	0.01	0.02	ND	0.5	Chlorantraniliprole	0.01	0.04	ND	40
Clofentezine	0.01	0.03	ND	0.5	Diazinon	0.01	0.02	ND	0.2
Dimethomorph	0.02	0.06	ND	20	Etoxazole	0.01	0.05	ND	1.5
Fenpyroximate	0.02	0.1	ND	2	Fonicamid	0.01	0.02	ND	2
Fludioxonil	0.01	0.05	ND	30	Hexythiazox	0.01	0.03	ND	2
Imidacloprid	0.01	0.05	ND	3	Kresoxim-methyl	0.01	0.03	ND	1
Malathion	0.01	0.05	ND	5	Metalaxyl	0.01	0.02	ND	15
Methomyl	0.02	0.05	ND	0.1	Myclobutanil	0.02	0.07	ND	9
Naled	0.01	0.02	ND	0.5	Oxamyl	0.01	0.02	ND	0.2
Permethrin	0.01	0.02	ND	20	Phosmet	0.01	0.02	ND	0.2
Piperonyl Butoxide	0.02	0.06	ND	8	Propiconazole	0.03	0.08	ND	20
Prallethrin	0.02	0.05	ND	0.4	Pyrethrin	0.05	0.41	ND	1
Pyridaben	0.02	0.07	ND	3	Spinosad A	0.01	0.05	ND	3
Spinosad D	0.01	0.05	ND	3	Spiromesifen	0.02	0.06	ND	12
Spirotetramat	0.01	0.02	ND	13	Tebuconazole	0.01	0.02	ND	2
Thiamethoxam	0.01	0.02	ND	4.5	Trifloxystrobin	0.01	0.02	ND	30
Acequinocyl	0.02	0.09	ND	4	Captan	0.01	0.02	ND	5
Cypermethrin	0.02	0.1	ND	1	Cyfluthrin	0.04	0.1	ND	1
Fenhexamid	0.02	0.07	ND	10	Spinetoram J.L	0.02	0.07	ND	3
Pentachloronitrobenzene	0.01	0.1	ND	0.2					

RES - Residual Solvents Testing Analysis

Analyzed Mar 08, 2023 | Instrument GC/FID with Headspace Analyzer | Method SOP-006

Analyte	LOD ug/g	LOQ ug/g	Result ug/g	Limit ug/g	Analyte	LOD ug/g	LOQ ug/g	Result ug/g	Limit ug/g
Propane (Prop)	0.4	40.0	ND	5000.0	Butane (But)	0.4	40.0	ND	5000.0
Methanol (Metha)	0.4	40.0	ND	3000.0	Ethylene Oxide (EthOx)	0.4	0.8	ND	1.0
Pentane (Pen)	0.4	40.0	ND	5000.0	Ethanol (Ethanol)	0.4	40.0	ND	5000.0
Ethyl Ether (EthEt)	0.4	40.0	ND	5000.0	Acetone (Acet)	0.4	40.0	ND	5000.0
Isopropanol (2-Pro)	0.4	40.0	ND	5000.0	Acetonitrile (Acetonit)	0.4	40.0	ND	410.0
Methylene Chloride (MetCh)	0.4	0.8	ND	1.0	Hexane (Hex)	0.4	40.0	ND	290.0
Ethyl Acetate (EthAc)	0.4	40.0	ND	5000.0	Chloroform (Clo)	0.4	0.8	ND	1.0
Benzene (Ben)	0.4	0.8	ND	1.0	1,2-Dichloroethane (1,2-Dich)	0.4	0.8	ND	1.0
Heptane (Hep)	0.4	40.0	ND	5000.0	Trichloroethylene (TriClEtH)	0.4	0.8	ND	1.0
Toluene (Toluene)	0.4	40.0	ND	890.0	Xylenes (Xyl)	0.4	40.0	ND	2170.0

FVI - Filth & Foreign Material Inspection Analysis

Analyzed Mar 07, 2023 | Instrument Microscope | Method SOP-010


Analyte / Limit	Result	Analyte / Limit	Result
> 1/4 of the total sample area covered by sand, soil, cinders, or dirt	ND	> 1/4 of the total sample area covered by mold	ND
> 1 insect fragment, 1 hair, or 1 count mammalian excreta per 3g	ND	> 1/4 of the total sample area covered by an imbedded foreign material	ND

MWA - Moisture Content & Water Activity Analysis

Analyzed Mar 07, 2023 | Instrument Chilled-mirror Dewpoint and Capacitance | Method SOP-008

Analyte	Result	Limit	Analyte	Result	Limit
Moisture (Moi)	4.6 % Mw	13 % Mw	Water Activity (WA)	0.33 a _w	0.85 a _w

UI Not Identified
 ND Not Detected
 N/A Not Applicable
 NT Not Reported
 LOD Limit of Detection
 LOQ Limit of Quantification
 <LOQ Detected
 >ULOL Above upper limit of linearity
 CFU/g Colony Forming Units per 1 gram
 TNTC Too Numerous to Count



Scan the QR code to verify authenticity.

Authorized Signature

Brandon Starr

Brandon Starr, Lab Manager
 Thu, 09 Mar 2023 15:07:41 -0800

PharmLabs San Diego | 3421 Hancock St, Second Floor, San Diego, CA 92110 | 619.356.0898 | ISO/IEC 17025:2017 Certification L17-427-1

*This report shall not be reproduced except in full, without the written approval of the lab. This report is for informational purposes only and should not be used to diagnose, treat or prevent any disease. Results are only for samples and batches indicated. Results are reported on an "as received" basis, unless indicated otherwise. When a Pass/Fail status is reported, that status is intended to be in accordance with federal, state and local laws which are required for the customer to be in compliance. The measurement of uncertainty is not included in the Pass/Fail evaluation unless explicitly required by federal, state or local laws and has been reported on the certificate of analysis. Measurement of uncertainty is available upon request.



PharmLabs San Diego Certificate of Analysis

3421 Hancock St, Second Floor, San Diego, CA 92110 | License: C8-000098-LIC
 ISO/IEC 17025:2017 Certification L17-427-1 | Accreditation #85368



Sample **Shroomz - Cookies Butter**

Sample ID	SD230307-070 (67411)	Matrix	Edible (Other Cannabis Good)
Tested for	Prophet Premium Blends	Received	Mar 06, 2023
Sampled	-	Reported	Mar 09, 2023
Analyses executed	FP-NI		

CAN+ - Cannabinoids Analysis

Analyzed Mar 09, 2023 | Instrument HPLC-VWD | Method SOP-001
 Measurement Uncertainty at 95% confidence 7.806%

Analyte	LOD mg/g	LOQ mg/g	Result %	Result mg/g
Cannabidiol (CBD)	0.039	0.16	ND	ND
Cannabidiolic Acid (CBDA)	0.001	0.16	ND	ND
Cannabigerol Acid (CBGA)	0.001	0.16	ND	ND
Cannabigerol (CBG)	0.001	0.16	ND	ND
Cannabidiol (CBD)	0.001	0.16	ND	ND
Tetrahydrocannabinol (THCV)	0.001	0.16	ND	ND
Cannabinol (CBN)	0.001	0.16	ND	ND
Tetrahydrocannabinol (Δ9-THC)	0.003	0.16	ND	ND
Δ8-tetrahydrocannabinol (Δ8-THC)	0.004	0.16	ND	ND
Cannabicyclol (CBL)	0.002	0.16	ND	ND
Cannabichromene (CBC)	0.002	0.16	ND	ND
Tetrahydrocannabinolic Acid (THCA)	0.001	0.16	ND	ND
Total THC (THCa + Δ9THC)			ND	ND
Total THC + Δ8THC (THCa + Δ9THC + Δ8THC)			ND	ND
Total CBD (CBDA + CBD)			ND	ND
Total CBG (CBGA + CBG)			ND	ND
Total Cannabinoids			ND	ND

Sample photography



HME - Heavy Metals Detection Analysis

Analyzed Mar 08, 2023 | Instrument ICP/MSMS | Method SOP-005

Analyte	LOD ug/g	LOQ ug/g	Result ug/g	Limit ug/g	Analyte	LOD ug/g	LOQ ug/g	Result ug/g	Limit ug/g
Arsenic (As)	0.0002	0.0005	<LOQ	1.5	Cadmium (Cd)	3.0e-05	0.0005	0.00	0.5
Mercury (Hg)	1.0e-05	0.0001	ND	3	Lead (Pb)	1.0e-05	0.00125	0.01	0.5

MIBNIG - Microbial Testing Analysis

Analyzed Mar 08, 2023 | Instrument Plating | Method SOP-007


Analyte	Result CFU/g	Limit	Analyte	Result CFU/g	Limit
Shiga toxin-producing Escherichia Coli	ND	ND per 1 gram	Salmonella spp.	ND	ND per 1 gram

MTO - Mycotoxin Testing Analysis

Analyzed Mar 08, 2023 | Instrument LC/MSMS | Method SOP-004

Analyte	LOD ug/kg	LOQ ug/kg	Result ug/kg (ppb)	Limit ug/kg	Analyte	LOD ug/kg	LOQ ug/kg	Result ug/kg (ppb)	Limit ug/kg
Ochratoxin A	5.0	20.0	ND	20	Aflatoxin B1	2.5	5.0	ND	-
Aflatoxin B2	2.5	5.0	ND	-	Aflatoxin G1	2.5	5.0	ND	-
Aflatoxin G2	2.5	5.0	ND	-	Total Aflatoxins	10.0	20.0	ND	20

UI Not Identified
 ND Not Detected
 N/A Not Applicable
 NT Not Reported
 LOD Limit of Detection
 LOQ Limit of Quantification
 <LOQ Detected
 >ULOL Above upper limit of linearity
 CFU/g Colony Forming Units per 1 gram
 TNTC Too Numerous to Count



Scan the QR code to verify authenticity.

Authorized Signature

Brandon Starr

Brandon Starr, Lab Manager
 Thu, 09 Mar 2023 15:07:39 -0800

PharmLabs San Diego | 3421 Hancock St, Second Floor, San Diego, CA 92110 | 619.356.0898 | ISO/IEC 17025:2017 Certification L17-427-1

*This report shall not be reproduced except in full, without the written approval of the lab. This report is for informational purposes only and should not be used to diagnose, treat or prevent any disease. Results are only for samples and batches indicated. Results are reported on an "as received" basis, unless indicated otherwise. When a Pass/Fail status is reported, that status is intended to be in accordance with federal, state and local laws which are required for the customer to be in compliance. The measurement of uncertainty is not included in the Pass/Fail evaluation unless explicitly required by federal, state or local laws and has been reported on the certificate of analysis. Measurement of uncertainty is available upon request.



PES - Pesticides Screening Analysis

Analyzed Mar 08, 2023 | Instrument LC/MSMS GC/MSMS | Method SOP-003

Analyte	LOD ug/g	LOQ ug/g	Result ug/g	Limit ug/g	Analyte	LOD ug/g	LOQ ug/g	Result ug/g	Limit ug/g
Aldicarb	0.0078	0.02	ND	0.0078	Carbofuran	0.01	0.02	ND	0.01
Dimethoate	0.01	0.02	ND	0.01	Etofenprox	0.02	0.1	ND	0.02
Fenoxycarb	0.01	0.02	ND	0.01	Thiachloprid	0.01	0.02	ND	0.01
Daminozide	0.01	0.03	ND	0.01	Dichlorvos	0.02	0.07	ND	0.02
Imazail	0.02	0.07	ND	0.02	Methiocarb	0.01	0.02	ND	0.01
Spiroxamine	0.01	0.02	ND	0.01	Coumaphos	0.01	0.02	ND	0.01
Fipronil	0.01	0.1	ND	0.01	Paclbutrazol	0.01	0.03	ND	0.01
Chlorpyrifos	0.01	0.04	ND	0.01	Ethoprophos (Prophos)	0.01	0.02	ND	0.01
Baygon (Propoxur)	0.01	0.02	ND	0.01	Chlordane	0.04	0.1	ND	0.04
Chlorfenapyr	0.03	0.1	ND	0.03	Methyl Parathion	0.02	0.1	ND	0.02
Mevinphos	0.05	0.08	ND	0.03	Abamectin	0.03	0.08	ND	0.3
Acephate	0.02	0.05	ND	5	Acetamidprid	0.01	0.05	ND	5
Azoxystrobin	0.01	0.02	ND	40	Bifenazate	0.01	0.05	ND	5
Bifenthrin	0.02	0.35	ND	0.5	Boscalid	0.01	0.03	ND	10
Carbaryl	0.01	0.02	ND	0.5	Chlorantraniliprole	0.01	0.04	ND	40
Clofentezine	0.01	0.03	ND	0.5	Diazinon	0.01	0.02	ND	0.2
Dimethomorph	0.02	0.06	ND	20	Etoxazole	0.01	0.05	ND	1.5
Fenpyroximate	0.02	0.1	ND	2	Fonicamid	0.01	0.02	ND	2
Fludioxonil	0.01	0.05	ND	30	Hexythiazox	0.01	0.03	ND	2
Imidacloprid	0.01	0.05	ND	3	Kresoxim-methyl	0.01	0.03	ND	1
Malathion	0.01	0.05	ND	5	Metalaxyl	0.01	0.02	ND	15
Methomyl	0.02	0.05	ND	0.1	Myclobutanil	0.02	0.07	ND	9
Naled	0.01	0.02	ND	0.5	Oxamyl	0.01	0.02	ND	0.2
Permethrin	0.01	0.02	ND	20	Phosmet	0.01	0.02	ND	0.2
Piperonyl Butoxide	0.02	0.06	ND	8	Propiconazole	0.03	0.08	ND	20
Prallethrin	0.02	0.05	ND	0.4	Pyrethrin	0.05	0.41	ND	1
Pyridaben	0.02	0.07	ND	3	Spinosad A	0.01	0.05	ND	3
Spinosad D	0.01	0.05	ND	3	Spiromesifen	0.02	0.06	ND	12
Spirotetramat	0.01	0.02	ND	13	Tebuconazole	0.01	0.02	ND	2
Thiamethoxam	0.01	0.02	ND	4.5	Trifloxystrobin	0.01	0.02	ND	30
Acequinocyl	0.02	0.09	ND	4	Captan	0.01	0.02	ND	5
Cypermethrin	0.02	0.1	ND	1	Cyfluthrin	0.04	0.1	ND	1
Fenhexamid	0.02	0.07	ND	10	Spinetoram J.L	0.02	0.07	ND	3
Pentachloronitrobenzene	0.01	0.1	ND	0.2					

RES - Residual Solvents Testing Analysis

Analyzed Mar 08, 2023 | Instrument GC/FID with Headspace Analyzer | Method SOP-006

Analyte	LOD ug/g	LOQ ug/g	Result ug/g	Limit ug/g	Analyte	LOD ug/g	LOQ ug/g	Result ug/g	Limit ug/g
Propane (Prop)	0.4	40.0	ND	5000.0	Butane (But)	0.4	40.0	ND	5000.0
Methanol (Metha)	0.4	40.0	ND	3000.0	Ethylene Oxide (EthOx)	0.4	0.8	ND	1.0
Pentane (Pen)	0.4	40.0	ND	5000.0	Ethanol (Ethanol)	0.4	40.0	ND	5000.0
Ethyl Ether (EthEt)	0.4	40.0	ND	5000.0	Acetone (Acet)	0.4	40.0	ND	5000.0
Isopropanol (2-Pro)	0.4	40.0	ND	5000.0	Acetonitrile (Acetonit)	0.4	40.0	ND	410.0
Methylene Chloride (MetCh)	0.4	0.8	ND	1.0	Hexane (Hex)	0.4	40.0	ND	290.0
Ethyl Acetate (EthAc)	0.4	40.0	ND	5000.0	Chloroform (Clo)	0.4	0.8	ND	1.0
Benzene (Ben)	0.4	0.8	ND	1.0	1,2-Dichloroethane (1,2-Dich)	0.4	0.8	ND	1.0
Heptane (Hep)	0.4	40.0	ND	5000.0	Trichloroethylene (TriClEtH)	0.4	0.8	ND	1.0
Toluene (Toluene)	0.4	40.0	ND	890.0	Xylenes (Xyl)	0.4	40.0	ND	2170.0

FVI - Filth & Foreign Material Inspection Analysis

Analyzed Mar 07, 2023 | Instrument Microscope | Method SOP-010


Analyte / Limit	Result	Analyte / Limit	Result
> 1/4 of the total sample area covered by sand, soil, cinders, or dirt	ND	> 1/4 of the total sample area covered by mold	ND
> 1 insect fragment, 1 hair, or 1 count mammalian excreta per 3g	ND	> 1/4 of the total sample area covered by an imbedded foreign material	ND

MWA - Moisture Content & Water Activity Analysis

Analyzed Mar 07, 2023 | Instrument Chilled-mirror Dewpoint and Capacitance | Method SOP-008

Analyte	Result	Limit	Analyte	Result	Limit
Moisture (Moi)	5.0 % Mw	13 % Mw	Water Activity (WA)	0.36 a _w	0.85 a _w

UI Not Identified
 ND Not Detected
 N/A Not Applicable
 NT Not Reported
 LOD Limit of Detection
 LOQ Limit of Quantification
 <LOQ Detected
 >ULOL Above upper limit of linearity
 CFU/g Colony Forming Units per 1 gram
 TNTC Too Numerous to Count



Scan the QR code to verify authenticity.

Authorized Signature

Brandon Starr

Brandon Starr, Lab Manager
 Thu, 09 Mar 2023 15:07:39 -0800

PharmLabs San Diego | 3421 Hancock St, Second Floor, San Diego, CA 92110 | 619.356.0898 | ISO/IEC 17025:2017 Certification L17-427-1

*This report shall not be reproduced except in full, without the written approval of the lab. This report is for informational purposes only and should not be used to diagnose, treat or prevent any disease. Results are only for samples and batches indicated. Results are reported on an "as received" basis, unless indicated otherwise. When a Pass/Fail status is reported, that status is intended to be in accordance with federal, state and local laws which are required for the customer to be in compliance. The measurement of uncertainty is not included in the Pass/Fail evaluation unless explicitly required by federal, state or local laws and has been reported on the certificate of analysis. Measurement of uncertainty is available upon request.



PharmLabs San Diego Certificate of Analysis

3421 Hancock St, Second Floor, San Diego, CA 92110 | License: C8-000098-LIC
 ISO/IEC 17025:2017 Certification L17-427-1 | Accreditation #85368



Sample **Shroomz - Birthday Cake**

Sample ID SD230307-068 (67409)	Matrix Edible (Other Cannabis Good)
Tested for Prophet Premium Blends	
Sampled -	Received Mar 06, 2023
Analyses executed FP-NI	Reported Mar 09, 2023

CAN+ - Cannabinoids Analysis

Analyzed Mar 09, 2023 | Instrument HPLC-VWD | Method SOP-001
 Measurement Uncertainty at 95% confidence 7.806%

Analyte	LOD mg/g	LOQ mg/g	Result %	Result mg/g
Cannabidiol (CBD)	0.039	0.16	ND	ND
Cannabidiolic Acid (CBDA)	0.001	0.16	ND	ND
Cannabigerol Acid (CBGA)	0.001	0.16	ND	ND
Cannabigerol (CBG)	0.001	0.16	ND	ND
Cannabidiol (CBD)	0.001	0.16	ND	ND
Tetrahydrocannabinol (THCV)	0.001	0.16	ND	ND
Cannabinol (CBN)	0.001	0.16	ND	ND
Tetrahydrocannabinol (Δ9-THC)	0.003	0.16	ND	ND
Δ8-tetrahydrocannabinol (Δ8-THC)	0.004	0.16	ND	ND
Cannabicyclol (CBL)	0.002	0.16	ND	ND
Cannabichromene (CBC)	0.002	0.16	ND	ND
Tetrahydrocannabinolic Acid (THCA)	0.001	0.16	ND	ND
Total THC (THCa + Δ9THC)			ND	ND
Total THC + Δ8THC (THCa + Δ9THC + Δ8THC)			ND	ND
Total CBD (CBDA + CBD)			ND	ND
Total CBG (CBGA + CBG)			ND	ND
Total Cannabinoids			ND	ND

Sample photography



HME - Heavy Metals Detection Analysis

Analyzed Mar 08, 2023 | Instrument ICP/MSMS | Method SOP-005

Analyte	LOD ug/g	LOQ ug/g	Result ug/g	Limit ug/g	Analyte	LOD ug/g	LOQ ug/g	Result ug/g	Limit ug/g
Arsenic (As)	0.0002	0.0005	0.00	1.5	Cadmium (Cd)	3.0e-05	0.0005	<LOQ	0.5
Mercury (Hg)	1.0e-05	0.0001	0.00	3	Lead (Pb)	1.0e-05	0.00125	0.01	0.5

MIBNIG - Microbial Testing Analysis

Analyzed Mar 08, 2023 | Instrument Plating | Method SOP-007


Analyte	Result CFU/g	Limit	Analyte	Result CFU/g	Limit
Shiga toxin-producing Escherichia Coli	ND	ND per 1 gram	Salmonella spp.	ND	ND per 1 gram

MTO - Mycotoxin Testing Analysis

Analyzed Mar 08, 2023 | Instrument LC/MSMS | Method SOP-004

Analyte	LOD ug/kg	LOQ ug/kg	Result ug/kg (ppb)	Limit ug/kg	Analyte	LOD ug/kg	LOQ ug/kg	Result ug/kg (ppb)	Limit ug/kg
Ochratoxin A	5.0	20.0	ND	20	Aflatoxin B1	2.5	5.0	ND	-
Aflatoxin B2	2.5	5.0	ND	-	Aflatoxin G1	2.5	5.0	ND	-
Aflatoxin G2	2.5	5.0	ND	-	Total Aflatoxins	10.0	20.0	ND	20

UI Not Identified
 ND Not Detected
 N/A Not Applicable
 NT Not Reported
 LOD Limit of Detection
 LOQ Limit of Quantification
 <LOQ Detected
 >ULOL Above upper limit of linearity
 CFU/g Colony Forming Units per 1 gram
 TNTC Too Numerous to Count



Scan the QR code to verify authenticity.

Authorized Signature

Brandon Starr

Brandon Starr, Lab Manager
 Thu, 09 Mar 2023 15:07:35 -0800

PharmLabs San Diego | 3421 Hancock St, Second Floor, San Diego, CA 92110 | 619.356.0898 | ISO/IEC 17025:2017 Certification L17-427-1

*This report shall not be reproduced except in full, without the written approval of the lab. This report is for informational purposes only and should not be used to diagnose, treat or prevent any disease. Results are only for samples and batches indicated. Results are reported on an "as received" basis, unless indicated otherwise. When a Pass/Fail status is reported, that status is intended to be in accordance with federal, state and local laws which are required for the customer to be in compliance. The measurement of uncertainty is not included in the Pass/Fail evaluation unless explicitly required by federal, state or local laws and has been reported on the certificate of analysis. Measurement of uncertainty is available upon request.



PES - Pesticides Screening Analysis

Analyzed Mar 08, 2023 | Instrument LC/MSMS GC/MSMS | Method SOP-003

Analyte	LOD ug/g	LOQ ug/g	Result ug/g	Limit ug/g	Analyte	LOD ug/g	LOQ ug/g	Result ug/g	Limit ug/g
Aldicarb	0.0078	0.02	ND	0.0078	Carbofuran	0.01	0.02	ND	0.01
Dimethoate	0.01	0.02	ND	0.01	Etofenprox	0.02	0.1	ND	0.02
Fenoxycarb	0.01	0.02	ND	0.01	Thiachloprid	0.01	0.02	ND	0.01
Daminozide	0.01	0.03	ND	0.01	Dichlorvos	0.02	0.07	ND	0.02
Imazail	0.02	0.07	ND	0.02	Methiocarb	0.01	0.02	ND	0.01
Spiroxamine	0.01	0.02	ND	0.01	Coumaphos	0.01	0.02	ND	0.01
Fipronil	0.01	0.1	ND	0.01	Paclbutrazol	0.01	0.03	ND	0.01
Chlorpyrifos	0.01	0.04	ND	0.01	Ethoprophos (Prophos)	0.01	0.02	ND	0.01
Baygon (Propoxur)	0.01	0.02	ND	0.01	Chlordane	0.04	0.1	ND	0.04
Chlorfenapyr	0.03	0.1	ND	0.03	Methyl Parathion	0.02	0.1	ND	0.02
Mevinphos	0.05	0.08	ND	0.03	Abamectin	0.03	0.08	ND	0.3
Acephate	0.02	0.05	ND	5	Acetamidrid	0.01	0.05	ND	5
Azoxystrobin	0.01	0.02	ND	40	Bifenazate	0.01	0.05	ND	5
Bifenthrin	0.02	0.35	ND	0.5	Boscalid	0.01	0.03	ND	10
Carbaryl	0.01	0.02	ND	0.5	Chlorantraniliprole	0.01	0.04	ND	40
Clofentezine	0.01	0.03	ND	0.5	Diazinon	0.01	0.02	ND	0.2
Dimethomorph	0.02	0.06	ND	20	Etoxazole	0.01	0.05	ND	1.5
Fenpyroximate	0.02	0.1	ND	2	Fonicamid	0.01	0.02	ND	2
Fludioxonil	0.01	0.05	ND	30	Hexythiazox	0.01	0.03	ND	2
Imidacloprid	0.01	0.05	ND	3	Kresoxim-methyl	0.01	0.03	ND	1
Malathion	0.01	0.05	ND	5	Metalaxyl	0.01	0.02	ND	15
Methomyl	0.02	0.05	ND	0.1	Myclobutanil	0.02	0.07	ND	9
Naled	0.01	0.02	ND	0.5	Oxamyl	0.01	0.02	ND	0.2
Permethrin	0.01	0.02	ND	20	Phosmet	0.01	0.02	ND	0.2
Piperonyl Butoxide	0.02	0.06	ND	8	Propiconazole	0.03	0.08	ND	20
Prallethrin	0.02	0.05	ND	0.4	Pyrethrin	0.05	0.41	ND	1
Pyridaben	0.02	0.07	ND	3	Spinosad A	0.01	0.05	ND	3
Spinosad D	0.01	0.05	ND	3	Spiromesifen	0.02	0.06	ND	12
Spirotetramat	0.01	0.02	ND	13	Tebuconazole	0.01	0.02	ND	2
Thiamethoxam	0.01	0.02	ND	4.5	Trifloxystrobin	0.01	0.02	ND	30
Acequinocyl	0.02	0.09	ND	4	Captan	0.01	0.02	ND	5
Cypermethrin	0.02	0.1	ND	1	Cyfluthrin	0.04	0.1	ND	1
Fenhexamid	0.02	0.07	ND	10	Spinetoram J.L	0.02	0.07	ND	3
Pentachloronitrobenzene	0.01	0.1	ND	0.2					

RES - Residual Solvents Testing Analysis

Analyzed Mar 08, 2023 | Instrument GC/FID with Headspace Analyzer | Method SOP-006

Analyte	LOD ug/g	LOQ ug/g	Result ug/g	Limit ug/g	Analyte	LOD ug/g	LOQ ug/g	Result ug/g	Limit ug/g
Propane (Prop)	0.4	40.0	ND	5000.0	Butane (But)	0.4	40.0	ND	5000.0
Methanol (Metha)	0.4	40.0	ND	3000.0	Ethylene Oxide (EthOx)	0.4	0.8	ND	1.0
Pentane (Pen)	0.4	40.0	ND	5000.0	Ethanol (Ethanol)	0.4	40.0	ND	5000.0
Ethyl Ether (EthEt)	0.4	40.0	ND	5000.0	Acetone (Acet)	0.4	40.0	ND	5000.0
Isopropanol (2-Pro)	0.4	40.0	ND	5000.0	Acetonitrile (Acetonit)	0.4	40.0	ND	410.0
Methylene Chloride (MetCh)	0.4	0.8	ND	1.0	Hexane (Hex)	0.4	40.0	ND	290.0
Ethyl Acetate (EthAc)	0.4	40.0	ND	5000.0	Chloroform (Clo)	0.4	0.8	ND	1.0
Benzene (Ben)	0.4	0.8	ND	1.0	1,2-Dichloroethane (1,2-Dich)	0.4	0.8	ND	1.0
Heptane (Hep)	0.4	40.0	ND	5000.0	Trichloroethylene (TriClEtH)	0.4	0.8	ND	1.0
Toluene (Toluene)	0.4	40.0	ND	890.0	Xylenes (Xyl)	0.4	40.0	ND	2170.0

FVI - Filth & Foreign Material Inspection Analysis

Analyzed Mar 07, 2023 | Instrument Microscope | Method SOP-010

Analyte / Limit	Result	Analyte / Limit	Result
> 1/4 of the total sample area covered by sand, soil, cinders, or dirt	ND	> 1/4 of the total sample area covered by mold	ND
> 1 insect fragment, 1 hair, or 1 count mammalian excreta per 3g	ND	> 1/4 of the total sample area covered by an imbedded foreign material	ND

MWA - Moisture Content & Water Activity Analysis

Analyzed Mar 07, 2023 | Instrument Chilled-mirror Dewpoint and Capacitance | Method SOP-008

Analyte	Result	Limit	Analyte	Result	Limit
Moisture (Moi)	6.1 % Mw	13 % Mw	Water Activity (WA)	0.44 a _w	0.85 a _w

UI Not Identified
 ND Not Detected
 N/A Not Applicable
 NT Not Reported
 LOD Limit of Detection
 LOQ Limit of Quantification
 <LOQ Detected
 >ULOL Above upper limit of linearity
 CFU/g Colony Forming Units per 1 gram
 TNTC Too Numerous to Count



Scan the QR code to verify authenticity.

Authorized Signature

Brandon Starr

Brandon Starr, Lab Manager
 Thu, 09 Mar 2023 15:07:35 -0800

PharmLabs San Diego | 3421 Hancock St, Second Floor, San Diego, CA 92110 | 619.356.0898 | ISO/IEC 17025:2017 Certification L17-427-1

*This report shall not be reproduced except in full, without the written approval of the lab. This report is for informational purposes only and should not be used to diagnose, treat or prevent any disease. Results are only for samples and batches indicated. Results are reported on an "as received" basis, unless indicated otherwise. When a Pass/Fail status is reported, that status is intended to be in accordance with federal, state and local laws which are required for the customer to be in compliance. The measurement of uncertainty is not included in the Pass/Fail evaluation unless explicitly required by federal, state or local laws and has been reported on the certificate of analysis. Measurement of uncertainty is available upon request.



PharmLabs San Diego Certificate of Analysis

3421 Hancock St, Second Floor, San Diego, CA 92110 | License: C8-000098-LIC
 ISO/IEC 17025:2017 Certification L17-427-1 | Accreditation #85368



Sample **Shroomz - C Toast Crunch**

Sample ID	SD230307-069 (67410)	Matrix	Edible (Other Cannabis Good)
Tested for	Prophet Premium Blends	Received	Mar 06, 2023
Sampled	-	Reported	Mar 09, 2023
Analyses executed	FP-NI		

CAN+ - Cannabinoids Analysis

Analyzed Mar 09, 2023 | Instrument HPLC-VWD | Method SOP-001
 Measurement Uncertainty at 95% confidence 7.806%

Analyte	LOD mg/g	LOQ mg/g	Result %	Result mg/g
Cannabidiol (CBD)	0.039	0.16	ND	ND
Cannabidiolic Acid (CBDA)	0.001	0.16	ND	ND
Cannabigerol Acid (CBGA)	0.001	0.16	ND	ND
Cannabigerol (CBG)	0.001	0.16	ND	ND
Cannabidiol (CBD)	0.001	0.16	ND	ND
Tetrahydrocannabinol (THCV)	0.001	0.16	ND	ND
Cannabinol (CBN)	0.001	0.16	ND	ND
Tetrahydrocannabinol (Δ9-THC)	0.003	0.16	ND	ND
Δ8-tetrahydrocannabinol (Δ8-THC)	0.004	0.16	ND	ND
Cannabicyclol (CBL)	0.002	0.16	ND	ND
Cannabichromene (CBC)	0.002	0.16	ND	ND
Tetrahydrocannabinolic Acid (THCA)	0.001	0.16	ND	ND
Total THC (THCa + Δ9THC)			ND	ND
Total THC + Δ8THC (THCa + Δ9THC + Δ8THC)			ND	ND
Total CBD (CBDA + CBD)			ND	ND
Total CBG (CBGA + CBG)			ND	ND
Total Cannabinoids			ND	ND

Sample photography



HME - Heavy Metals Detection Analysis

Analyzed Mar 08, 2023 | Instrument ICP/MSMS | Method SOP-005

Analyte	LOD ug/g	LOQ ug/g	Result ug/g	Limit ug/g	Analyte	LOD ug/g	LOQ ug/g	Result ug/g	Limit ug/g
Arsenic (As)	0.0002	0.0005	0.00	1.5	Cadmium (Cd)	3.0e-05	0.0005	0.00	0.5
Mercury (Hg)	1.0e-05	0.0001	ND	3	Lead (Pb)	1.0e-05	0.00125	0.02	0.5

MIBNIG - Microbial Testing Analysis

Analyzed Mar 08, 2023 | Instrument Plating | Method SOP-007

Analyte	Result CFU/g	Limit	Analyte	Result CFU/g	Limit
Shiga toxin-producing Escherichia Coli	ND	ND per 1 gram	Salmonella spp.	ND	ND per 1 gram

MTO - Mycotoxin Testing Analysis

Analyzed Mar 08, 2023 | Instrument LC/MSMS | Method SOP-004

Analyte	LOD ug/kg	LOQ ug/kg	Result ug/kg (ppb)	Limit ug/kg	Analyte	LOD ug/kg	LOQ ug/kg	Result ug/kg (ppb)	Limit ug/kg
Ochratoxin A	5.0	20.0	ND	20	Aflatoxin B1	2.5	5.0	ND	-
Aflatoxin B2	2.5	5.0	ND	-	Aflatoxin G1	2.5	5.0	ND	-
Aflatoxin G2	2.5	5.0	ND	-	Total Aflatoxins	10.0	20.0	ND	20

UI Not Identified
 ND Not Detected
 N/A Not Applicable
 NT Not Reported
 LOD Limit of Detection
 LOQ Limit of Quantification
 <LOQ Detected
 >ULOL Above upper limit of linearity
 CFU/g Colony Forming Units per 1 gram
 TNTC Too Numerous to Count



Scan the QR code to verify authenticity.

Authorized Signature

Brandon Starr

Brandon Starr, Lab Manager
 Thu, 09 Mar 2023 15:07:37 -0800

PharmLabs San Diego | 3421 Hancock St, Second Floor, San Diego, CA 92110 | 619.356.0898 | ISO/IEC 17025:2017 Certification L17-427-1

*This report shall not be reproduced except in full, without the written approval of the lab. This report is for informational purposes only and should not be used to diagnose, treat or prevent any disease. Results are only for samples and batches indicated. Results are reported on an "as received" basis, unless indicated otherwise. When a Pass/Fail status is reported, that status is intended to be in accordance with federal, state and local laws which are required for the customer to be in compliance. The measurement of uncertainty is not included in the Pass/Fail evaluation unless explicitly required by federal, state or local laws and has been reported on the certificate of analysis. Measurement of uncertainty is available upon request.



PES - Pesticides Screening Analysis

Analyzed Mar 08, 2023 | Instrument LC/MSMS GC/MSMS | Method SOP-003

Analyte	LOD ug/g	LOQ ug/g	Result ug/g	Limit ug/g	Analyte	LOD ug/g	LOQ ug/g	Result ug/g	Limit ug/g
Aldicarb	0.0078	0.02	ND	0.0078	Carbofuran	0.01	0.02	ND	0.01
Dimethoate	0.01	0.02	ND	0.01	Etofenprox	0.02	0.1	ND	0.02
Fenoxycarb	0.01	0.02	ND	0.01	Thiachloprid	0.01	0.02	ND	0.01
Daminozide	0.01	0.03	ND	0.01	Dichlorvos	0.02	0.07	ND	0.02
Imazail	0.02	0.07	ND	0.02	Methiocarb	0.01	0.02	ND	0.01
Spiroxamine	0.01	0.02	ND	0.01	Coumaphos	0.01	0.02	ND	0.01
Fipronil	0.01	0.1	ND	0.01	Paclbutrazol	0.01	0.03	ND	0.01
Chlorpyrifos	0.01	0.04	ND	0.01	Ethoprophos (Prophos)	0.01	0.02	ND	0.01
Baygon (Propoxur)	0.01	0.02	ND	0.01	Chlordane	0.04	0.1	ND	0.04
Chlorfenapyr	0.03	0.1	ND	0.03	Methyl Parathion	0.02	0.1	ND	0.02
Mevinphos	0.05	0.08	ND	0.03	Abamectin	0.03	0.08	ND	0.3
Acephate	0.02	0.05	ND	5	Acetamiprid	0.01	0.05	ND	5
Azoxystrobin	0.01	0.02	ND	40	Bifenazate	0.01	0.05	ND	5
Bifenthrin	0.02	0.35	ND	0.5	Boscalid	0.01	0.03	ND	10
Carbaryl	0.01	0.02	ND	0.5	Chlorantraniliprole	0.01	0.04	ND	40
Clofentezine	0.01	0.03	ND	0.5	Diazinon	0.01	0.02	ND	0.2
Dimethomorph	0.02	0.06	ND	20	Etoxazole	0.01	0.05	ND	1.5
Fenpyroximate	0.02	0.1	ND	2	Fonicamid	0.01	0.02	ND	2
Fludioxonil	0.01	0.05	ND	30	Hexythiazox	0.01	0.03	ND	2
Imidacloprid	0.01	0.05	ND	3	Kresoxim-methyl	0.01	0.03	ND	1
Malathion	0.01	0.05	ND	5	Metalaxyl	0.01	0.02	ND	15
Methomyl	0.02	0.05	ND	0.1	Myclobutanil	0.02	0.07	ND	9
Naled	0.01	0.02	ND	0.5	Oxamyl	0.01	0.02	ND	0.2
Permethrin	0.01	0.02	ND	20	Phosmet	0.01	0.02	ND	0.2
Piperonyl Butoxide	0.02	0.06	ND	8	Propiconazole	0.03	0.08	ND	20
Prallethrin	0.02	0.05	ND	0.4	Pyrethrin	0.05	0.41	ND	1
Pyridaben	0.02	0.07	ND	3	Spinosad A	0.01	0.05	ND	3
Spinosad D	0.01	0.05	ND	3	Spiromesifen	0.02	0.06	ND	12
Spirotetramat	0.01	0.02	ND	13	Tebuconazole	0.01	0.02	ND	2
Thiamethoxam	0.01	0.02	ND	4.5	Trifloxystrobin	0.01	0.02	ND	30
Acequinocyl	0.02	0.09	ND	4	Captan	0.01	0.02	ND	5
Cypermethrin	0.02	0.1	ND	1	Cyfluthrin	0.04	0.1	ND	1
Fenhexamid	0.02	0.07	ND	10	Spinetoram J.L	0.02	0.07	ND	3
Pentachloronitrobenzene	0.01	0.1	ND	0.2					

RES - Residual Solvents Testing Analysis

Analyzed Mar 08, 2023 | Instrument GC/FID with Headspace Analyzer | Method SOP-006

Analyte	LOD ug/g	LOQ ug/g	Result ug/g	Limit ug/g	Analyte	LOD ug/g	LOQ ug/g	Result ug/g	Limit ug/g
Propane (Prop)	0.4	40.0	ND	5000.0	Butane (But)	0.4	40.0	ND	5000.0
Methanol (Metha)	0.4	40.0	ND	3000.0	Ethylene Oxide (EthOx)	0.4	0.8	ND	1.0
Pentane (Pen)	0.4	40.0	ND	5000.0	Ethanol (Ethanol)	0.4	40.0	ND	5000.0
Ethyl Ether (EthEt)	0.4	40.0	ND	5000.0	Acetone (Acet)	0.4	40.0	ND	5000.0
Isopropanol (2-Pro)	0.4	40.0	ND	5000.0	Acetonitrile (Acetonit)	0.4	40.0	ND	410.0
Methylene Chloride (MetCh)	0.4	0.8	ND	1.0	Hexane (Hex)	0.4	40.0	ND	290.0
Ethyl Acetate (EthAc)	0.4	40.0	ND	5000.0	Chloroform (Clo)	0.4	0.8	ND	1.0
Benzene (Ben)	0.4	0.8	ND	1.0	1,2-Dichloroethane (1,2-Dich)	0.4	0.8	ND	1.0
Heptane (Hep)	0.4	40.0	ND	5000.0	Trichloroethylene (TriClEtH)	0.4	0.8	ND	1.0
Toluene (Toluene)	0.4	40.0	ND	890.0	Xylenes (Xyl)	0.4	40.0	ND	2170.0

FVI - Filth & Foreign Material Inspection Analysis

Analyzed Mar 07, 2023 | Instrument Microscope | Method SOP-010


Analyte / Limit	Result	Analyte / Limit	Result
> 1/4 of the total sample area covered by sand, soil, cinders, or dirt	ND	> 1/4 of the total sample area covered by mold	ND
> 1 insect fragment, 1 hair, or 1 count mammalian excreta per 3g	ND	> 1/4 of the total sample area covered by an imbedded foreign material	ND

MWA - Moisture Content & Water Activity Analysis

Analyzed Mar 07, 2023 | Instrument Chilled-mirror Dewpoint and Capacitance | Method SOP-008

Analyte	Result	Limit	Analyte	Result	Limit
Moisture (Moi)	5.1 % Mw	13 % Mw	Water Activity (WA)	0.37 a _w	0.85 a _w

UI Not Identified
 ND Not Detected
 N/A Not Applicable
 NT Not Reported
 LOD Limit of Detection
 LOQ Limit of Quantification
 <LOQ Detected
 >ULOL Above upper limit of linearity
 CFU/g Colony Forming Units per 1 gram
 TNTC Too Numerous to Count



Scan the QR code to verify authenticity.

Authorized Signature

Brandon Starr

Brandon Starr, Lab Manager
 Thu, 09 Mar 2023 15:07:37 -0800

PharmLabs San Diego | 3421 Hancock St, Second Floor, San Diego, CA 92110 | 619.356.0898 | ISO/IEC 17025:2017 Certification L17-427-1

*This report shall not be reproduced except in full, without the written approval of the lab. This report is for informational purposes only and should not be used to diagnose, treat or prevent any disease. Results are only for samples and batches indicated. Results are reported on an "as received" basis, unless indicated otherwise. When a Pass/Fail status is reported, that status is intended to be in accordance with federal, state and local laws which are required for the customer to be in compliance. The measurement of uncertainty is not included in the Pass/Fail evaluation unless explicitly required by federal, state or local laws and has been reported on the certificate of analysis. Measurement of uncertainty is available upon request.

